


Newspapers

as a genealogical resource at the Portsmouth Public Library



Read all about it!

Newspapers can be a source of incredible genealogical information. Researchers can find their ancestors in articles including:

- Obituaries
- Birth, death, and marriage notices
- Legal transactions including probate notices and delinquent tax lists
- Military service
- Social items



Scan the QR code for more on PPL newspapers!

Newspapers can also provide valuable context to the time period being studied. Everything from world events to neighborhood happenings are recorded in the papers. If you want to start looking for your ancestors in the newspaper, the Portsmouth Public Library has got you covered! We provide access to papers going back in time to 1756! Read through to learn about all of the ways you can access our collection of historic newspapers.

Newspaper formats

Newspapers are available at the PPL in three forms:

- Hard copy (available to researchers upon request)
- Microfilm
- Digital

We'll review PPL's holdings for each form on the next page.

Go digital!

We limit access to the original copies of historic newspapers in an effort to preserve them. We ask that you use digital or microfilm versions whenever possible.



Which format is best?

Each format has its pros and cons. Most researchers will have to become familiar with all three!

	Paper	Microfilm	Digital
Pros	<ul style="list-style-type: none"> ✓ See the historic document as it was originally intended ✓ Easily survey entire paper for relevant articles 	<ul style="list-style-type: none"> ✓ Easily save, print, or email ✓ No harm to the original documents ✓ User can control magnification, focus, etc. 	<ul style="list-style-type: none"> ✓ Easy to search without knowing a specific date ✓ Easy to print, save, or email ✓ No harm to the original documents
Cons	<ul style="list-style-type: none"> ✗ Every use degrades the material ✗ Not easy to save or share (requires photocopy, scan, or high-quality photograph) 	<ul style="list-style-type: none"> ✗ Can be difficult to read ✗ Need a narrow time-frame to search; can be like a needle in a haystack 	<ul style="list-style-type: none"> ✗ Limited years available ✗ Quality of image can vary greatly

PPL newspaper holdings

★ hard copy

▲ microfilm

⚡ digital

Atlantic News ★
Boston Globe ★▲
Christian Herald ★
Daily Evening Times ★▲
Daily Morning Chronicle ▲
Daily Portsmouth Journal ▲
The Edge ★⚡
Evening Visitant and Public Advertiser ★
Farmer's Museum ▲
Federal Observer ▲
Foster's Daily Democrat ★▲
Freeman's Journal ▲
Herald of Gospel Liberty ▲
The Hippo ★
Industrial Department Life Buoy ▲
Intelligencer ★▲
Morning Chronicle ★▲
New Hampshire Gazette ★▲⚡
New Hampshire Journal ▲
New Hampshire Mercury ▲
New Hampshire Observer ★
New Hampshire Profiles ★
New Hampshire Repository and Observer ▲
New Hampshire Seacoast Sunday ★
New Hampshire Seacoast Times ★
New Hampshire Spy ▲
New Hampshire Times ▲
New Hampshire Troubadour ★
New York Times ★▲⚡
Newhampshire Journal ▲
News and Courier ★
Novator ▲
Novator and Independent Expositor ▲
Oracle of New Hampshire ▲
Oracle of the Day ▲

Oracle Post ▲
Our Times ★
Paraclete and Tickler ▲
Penny Post ★
People's Advocate ▲
Piscataqua Weekly ★
Political Star ▲
Portfolio ★
Portsmouth Atlantic News ★
Portsmouth Daily Chronicle ★▲⚡
Portsmouth Daily Republican ★
Portsmouth Herald ★▲⚡
Portsmouth Journal and Rockingham Gazette ★▲
Portsmouth Journal of Literature and Politics ★▲
Portsmouth Magazine ★
Portsmouth Mercury ★
Portsmouth Oracle ★▲
Portsmouth Periscope ★
Portsmouth Press ▲
Portsmouth Republican ▲
Publick Occurrences ★
Republican Ledger ▲
Seacoast Flyer ★
Seacoast Pilot ★
Seacoast Scene ★
Seacoast Times ★
Seacoast Ventures ★
The Shoreliner ★
State Herald ★
States and Union ★▲
United States Oracle of the Day ▲
War Journal ▲⚡
Weekly Chronicle ★
The Wire ★

Ask a Librarian about what years we have!

Portsmouth Herald

If you're looking for local news, The Portsmouth Herald (1884 - present) is a great source. The format of the edition depends largely on what YEAR you are looking for. The PPL offers the following holdings (note that some years are available in multiple formats):

1898 - 1977

digital via newspapers.com*
(some years excluded; see chart on next page)

1898 - present

microfilm*

2016 - last year

digital via Advantage Archive

Recent editions

digital via Seacoast Online*
(ask a librarian for assistance) or
newspapers.com*

*Indicates you must be at PPL to access this format




Research services

Special Collections staff offer research services for only the cost of copies. Because this service is in addition to other duties, research time is limited to 30 minutes. Anything found within that time frame will be sent by mail or email. Research requests can be submitted by emailing cfczajkowski@portsmouthnh.gov or by calling (603) 766-1723. Please be as specific as possible and include any details that may aid in our search.

Mastering microfilm

Microfilm of local and select national papers is available for public use at the library. All researchers are welcome to use our two digital microfilm/microfiche readers. **No library card is required!** The digital readers allow users to clip individual articles that can be printed, saved, or emailed. If you've never used one before, just ask a librarian to help you get started or take a look at the guide kept by the readers.



Do you have your own microfilm you want to look at? You can use our microfilm readers for that, too!

Quick Start Guide: Newspapers.com Northeast Collection

The PPL provides on-site access to Newspapers.com here at the library. This database is a convenient way to search, print, save, and share articles from hundreds of newspapers across the country. From Portsmouth, researchers can search through the War Journal from 1813, Portsmouth Daily Chronicle from 1852-1898, and the Portsmouth Herald from 1898-1977 and 2025-present. Some months and years are missing from the Portsmouth Herald collection. This chart shows which dates are **unavailable**:

	Jan.	Feb.	Mar.	Apr.	May	Jun.	Jul.	Aug.	Sep.	Oct.	Nov.	Dec.
1898	✓	✓	✓	✓	✓	✓	✓	✓	✓	✓	✓	✗
1903	✓	✓	✓	✓	✓	✓	✗	✗	✗	✗	✗	✗
1904	✗	✗	✗	✗	✗	✗	✗	✗	✗	✗	✗	✗
1905	✗	✗	✗	✗	✗	✗	✗	✗	✗	✗	✗	✗
1906	✓	✓	✓	✓	✓	✓	✓	✓	✗	✗	✗	✗
1907	✓	✓	✓	✓	✓	✓	✗	✗	✗	✗	✗	✗
1908	✗	✗	✗	✗	✗	✗	✓	✓	✓	✓	✓	✓
1926	✓	✓	✓	✓	✗	✗	✗	✗	✗	✓	✗	✓
1927	✗	✗	✗	✗	✗	✗	✗	✗	✗	✗	✗	✗
1928	✓	✓	✓	✓	✓	✓	✓	✓	✓	✗	✗	✗
1929	✗	✗	✗	✗	✗	✗	✗	✗	✗	✗	✗	✓
1930	✗	✓	✓	✗	✗	✗	✓	✓	✓	✗	✗	✗
1931	✓	✗	✓	✓	✓	✓	✗	✗	✗	✗	✗	✗
1932	✗	✗	✗	✗	✗	✓	✗	✓	✗	✓	✓	✓
1933	✓	✓	✓	✓	✓	✓	✓	✓	✓	✓	✓	✓
1934	✓	✓	✓	✗	✗	✗	✓	✓	✓	✓	✓	✓
1935	✓	✓	✓	✓	✓	✓	✓	✓	✗	✗	✗	✗
1936	✓	✓	✓	✓	✓	✓	✓	✓	✓	✓	✓	✓
1937	✓	✗	✗	✗	✗	✗	✓	✓	✓	✓	✓	✓
1946	✓	✗	✗	✗	✗	✗	✗	✗	✗	✗	✗	✗
1947	✗	✗	✗	✗	✗	✗	✗	✗	✗	✗	✗	✗
1948	✗	✗	✗	✗	✓	✓	✓	✓	✓	✓	✓	✓
1965	✓	✓	✓	✓	✓	✓	✓	✓	✗	✗	✗	✗
1972	✓	✓	✓	✓	✓	✓	✓	✓	✓	✓	✗	✗
1973	✗	✗	✗	✗	✓	✓	✓	✓	✓	✓	✓	✓
1974	✓	✓	✓	✓	✓	✓	✓	✓	✓	✗	✗	✗
1975	✗	✗	✗	✗	✗	✗	✓	✓	✓	✗	✓	✓
1977	✓	✓	✓	✓	✓	✓	✓	✓	✓	✓	✗	✗
2025	✗	✗	✗	✗	✗	✓	✓	✓	✓	✓	✓	✓

As with microfilm, all researchers are welcome to use newspapers.com here at the library – no library card required! You can use either your library card or a guest pass to log into one of our computers, and a Reference Librarian can log you into the newspapers.com site.

Searching

If you want to find articles about a specific person, type in the name of the person (first and last) in the search bar and hit enter. A list of results will appear. To narrow your results, use the parameters on the left-hand side. You can narrow by date, location, and newspaper. Another way to focus your search is to put quotation marks around your search. Try "dorothy vaughan" instead of just dorothy vaughan, for example.

It is best to try a broad search first (with no delimiters or quotations) and then narrow your search as you go. This way, you don't miss anything!



Browsing

If you want to read through a specific day's paper, click on the Papers button on the top menu bar, then click Browse. From here, choose which state, city, paper, and date you want to see. Click on page 1 if you want to see the front page. You can then use the arrows at the bottom to scroll through the rest of the edition.

clothing stores, the Editor's newspaper, the restaurants, and all businesses of the area are standing in line for their share of the golden milk that has been outflowing from the "sacred cow" all these long years! If we had a huge oil-refinery or big steel-plant on Seavey's Island, instead of Portsmouth Naval Shipyard, it would be just the same—we'd want it to stay in operation to keep up the balloon of our local economy.

Let's admit now honestly all of us our primary reason for keeping the Shipyard: Area people need the money!

Our secondary reason for keeping the shipyard in opera-

tion is their main concern is whether the Nation as a whole needs the Portsmouth Shipyard as a tool vital to national defense. Personally, I think that the Nation needs the Shipyard in operation—but it is not for anyone locally to influence the decision. We, locally, are too biased in favor of the Shipyard to know right from wrong. The unbiased inhabitants of a mid-west city might recommend closure of the Shipyard for reasons of inefficiency, and they would certainly not support a \$100,000 lobbyist. Man-in-Washington plan. But local inhabitants will do and say almost anything to keep their Shipyard—they need the money!

takes longer and requires more labor. That is how it is with the Shipyard.

The way it is on the Portsmouth Shipyard was stated in Admiral Hushing's letter to me of August 1968, which I quote, "The supporting inspectors and the Inspector General himself state that the Shipyard has an inordinately high level of visible non-producers amongst the workers in the yard. 'Scandalous' was a word one inspector used to describe this situation. While this statement applied in some measure throughout the yard, it was most noticeable in the waterfront, out-fitting area. As many of you know, the Shipyard's reputation

< > The Portsmouth Herald > 15 Jul 1969, Tue > Page: 4

went on to exhort the slackers

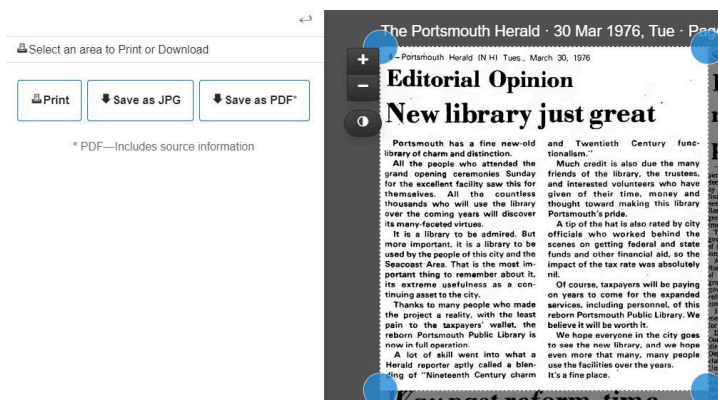
Clipping and saving articles

When you find an article that you want to save, you can clip it and then save it to your computer or flash drive, email it, or print it.

To clip an article, make sure the entire article is visible on the screen at once. If the article is very long or is on two separate pages, you will have to make two clippings. Once the article is in view, click the Print/Download button on the toolbar.



You can choose to save the entire page or clip a specific part of the page. To choose just one article, click "Select portion of page." A grid will appear. You can adjust the size to fit around the article you want. Make sure you don't clip off any of the edges!



When you have your article in frame, click Save. We recommend saving as a PDF, but saving as a JPG works, too! Clicking one of the options will prompt the save. It will automatically be placed in the Downloads folder of the computer and will be named with the title of the newspaper followed by the date of the article. From here, you can move the file onto a personal flash drive, upload it to an email, or print it out.

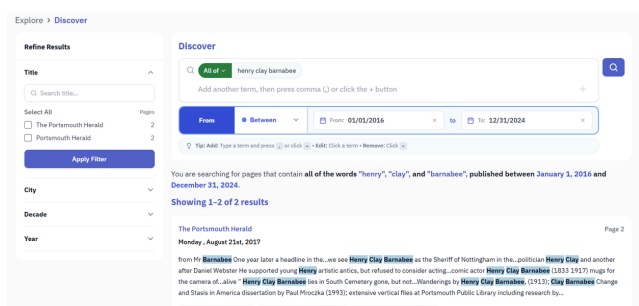


Even if you are going to print the article, it is good practice to save it first. That way, if you decide to email the article or you want another copy, you still have it ready to go on the computer.

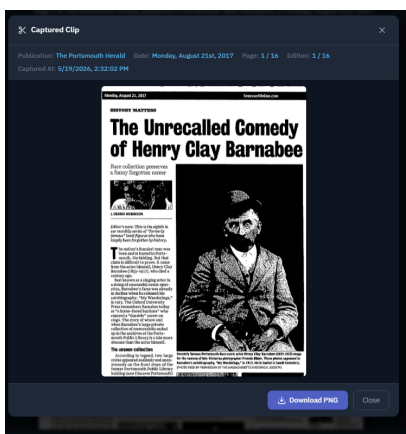
Researching recent articles

The PPL has teamed up with Advantage Archives to create a Digital Community Archive. Beginning with 2016, all Portsmouth Herald issues are accessible from anywhere at portsmouth.historyarchives.online

Like newspapers.com, Advantage allows users to search for keywords or browse specific issues. After searching, you can narrow results using the lefthand faceted toolbar. Click into search results to see a relevant newspaper page.



From here, you can read the article (try the magnifier tool to zoom!) Use the top toolbar to browse the newspaper issue, continue looking through search results, or capture an article to save or print. To capture, click “clip” and then drag your cursor to select the article. A preview screen will appear, then you can click the blue “download” button to save the item to the computer.



 When searching, try various spellings of names! It is very common to find misspellings.

Other institutions' holdings

There are many other institutions whose newspaper collections complement that of the PPL. Visit their websites to see their holdings.

FamilySearch

familysearch.org/wiki/en/United_States_Newspapers

Library of Congress

chroniclingamerica.loc.gov



New Hampshire State Library

nhsl.dncr.nh.gov/collections/nh-newspapers

Portsmouth Athenaeum

portsmouthathenaeum.org

University of New Hampshire

library.unh.edu/find/newspapers-microforms

Birth, marriage, and death indexes

If you are looking for an ancestor's birth, marriage, or death announcement in a Portsmouth newspaper, start by asking a Librarian! Our staff and volunteers have compiled indexes of these types of articles. We can search by name and provide you with the date the announcement appeared in the paper. From there, you can easily search the microfilm and save, print, or email the clipping!

Vertical files

Researching an event or subject related to Portsmouth? Save yourself some time and ask a Librarian! We can pull information from our Vertical Files which include newspaper clippings from throughout the years, all organized by subject.

