

# Transparent Language



Learn over 100 languages, from Afrikaans to Zulu,  
including English as a second language (ESL/ELL)

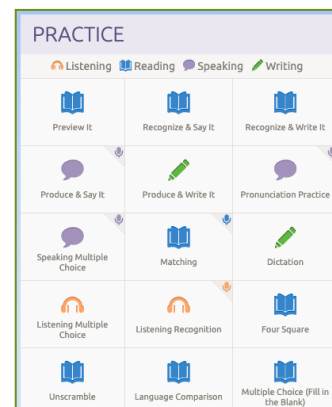
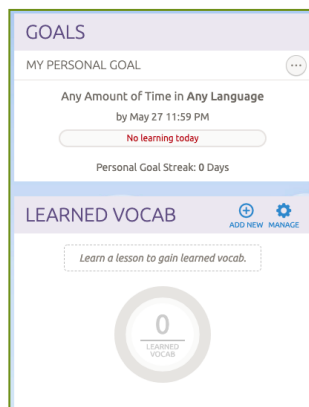
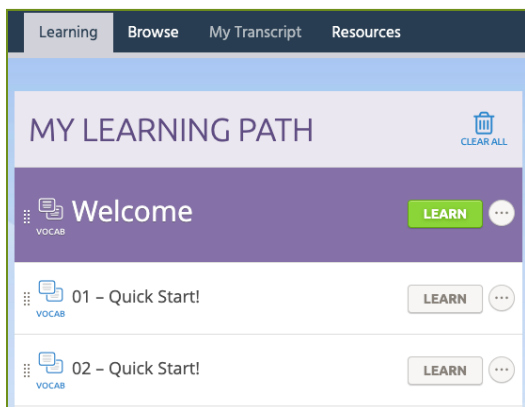
## Getting Started on a Computer

**Note:** you must create an account on a browser before logging into and using the mobile app.

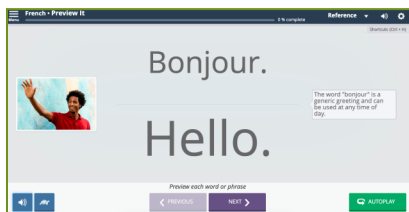
1. Go to [tinyurl.com/yvwxw8rsr](https://tinyurl.com/yvwxw8rsr) in your browser. If you are not at the library, enter your library card number and library account PIN. **Note:** If you have not changed it, your PIN defaults to the last four digits of the phone number on your library account.
2. Click the **Sign Up** tab and enter your information, choosing a unique username and creating a password.
3. Click **Create Account**. **Note:** You can use Transparent Languages as a guest, but you will not be able to save or track your learning progress.

## Finding & Learning

1. After creating an account, the first page you see will be all the languages offered. Click on one (and select a dialect if available) to see the available lessons and add it to your **Learning Path**.
2. Once you select a language you will see your Learning Path and Learned Vocab for that language. You can also set daily goals for learning, and practice different aspects of the language on this page.

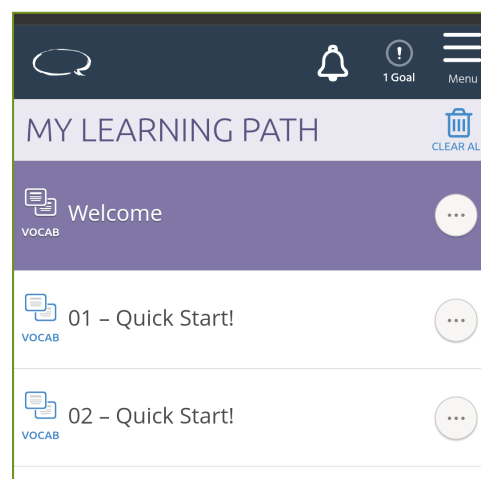
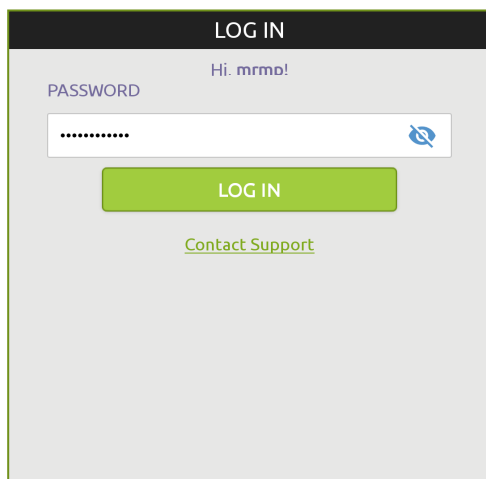
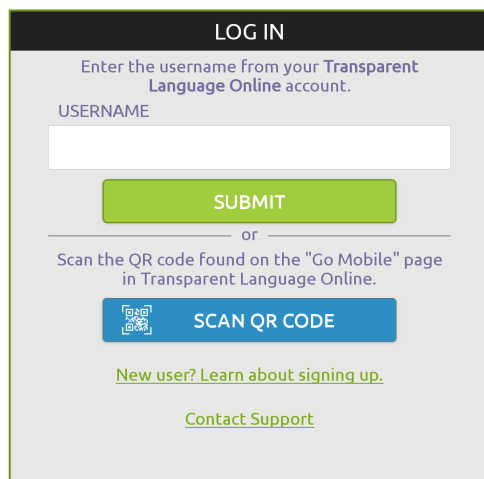


3. Click on **Learn** next to a lesson on your Learning Path to get started. You will be guided through different activities to practice recognizing and saying words and phrases. You can use your phone, tablet, or computer's microphone to practice speaking and receive feedback.




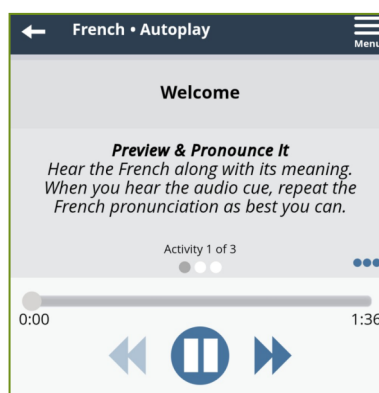
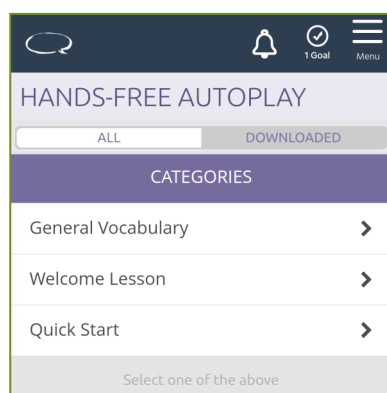
# Setting Up the App

1. The Transparent Language app is available for **iOS** and **Android** devices. The app is compatible with iOS 13 and above, and Android 7.0 and above. **Note:** you must create an account on a browser before logging into and using the mobile app.
2. Open the app and log in using the username and password you created in a browser. You will be prompted to choose a language, or land on your Learning Path if you chose a language while setting up your account.



## Learning in the App

1. By default, the app opens to your Learning Path so you can start learning immediately. The app will walk you through the same activities as the browser version, allowing you to practice reading, recall, and speaking.
2. To change your **Goals**, see your **Learned Vocab**, or add or change your **Learning Language**, tap  in the upper right corner on any screen.
3. The app also offers **Hands-Free Autoplay** for use while driving or multitasking. In this mode, the app will play parts of speech or other vocab with time to allow you to repeat it back. **Note:** there is no recording in hands-free mode, so you will not be able to see feedback on your pronunciation.



## Help!

- Visit [portsmouthnh.gov/library/transparent-language](https://portsmouthnh.gov/library/transparent-language) for more info
- Get help from Transparent Language at [knowledge.transparent.com](https://knowledge.transparent.com)
- Call our Reference Desk at (603) 766-1720