




City of Portsmouth Transfer Station and Recycling Center

680 Peverly Hill Rd Portsmouth, NH



Portsmouth Transfer Station and Recycling Center

- Provides residential curbside collection of municipal solid waste (MSW) and recyclables.
- Provides downtown commercial curbside collection of waste and recyclables.
- Maintains Recycling Center hours for drop-offs, Tuesday-Thursdays and Saturdays, for residents with a current vehicle sticker.
- Facilitates bi-annual Household Hazardous Waste Collection Days for residents and neighboring communities.
- Annually reports all waste streams to NHDES and participates in regular facility inspections.
- Maintains all staff member's Certified Solid Waste Operator Certificates, renewed annually.

What we accept at the Recycling Center

Free of charge to Residents

Batteries

Food Waste

Antifreeze

Brush

Cooking Oil

Propane tanks >20lbs

Florescent bulbs

Clothing

MSW

Mixed Recycling

For a Fee to Residents

Large Kitchen Appliances

Washers/Dryers

Mattresses/Boxsprings

Tires

Electronics

Items Containing Freon

Propane Tanks <20lbs

Brush (truckload)

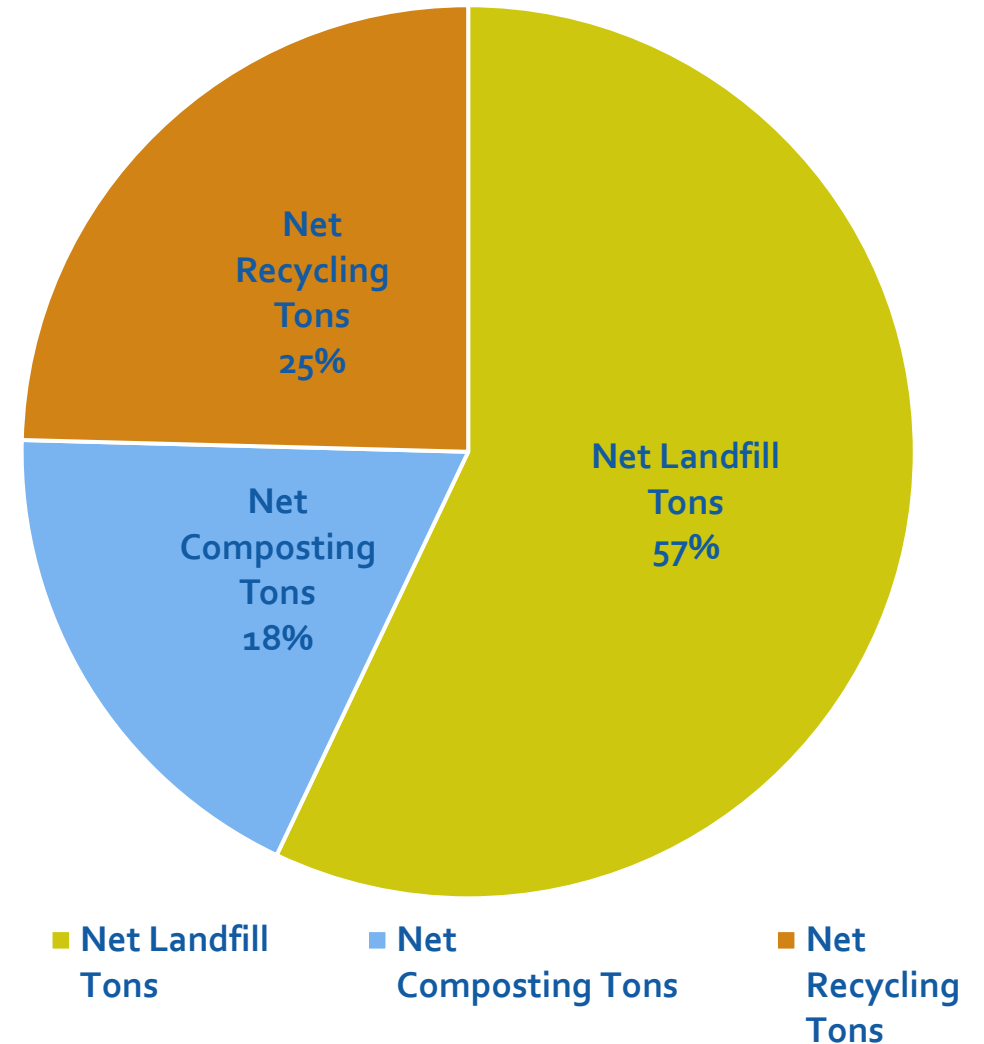
Bulky Waste

Demolition Debris

What happens to our waste?

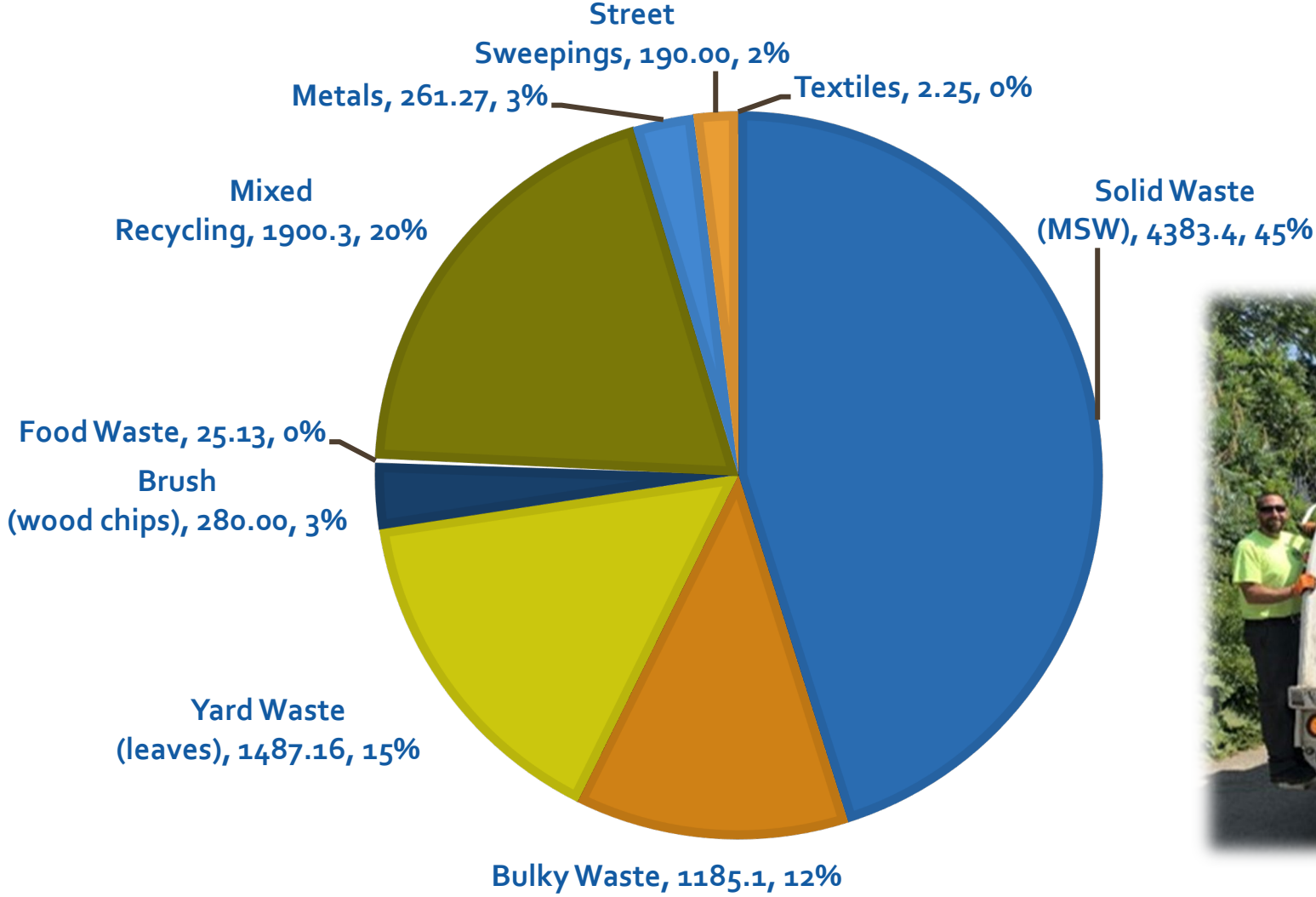
- Landfilled materials are delivered to Waste Management's Turnkey Facility in Rochester.
- Mixed Recyclables are picked up by Waste Management and brought to their sorting facility to be processed further.
- Food, Electronics, Tires, Metal, Textiles and other recyclables are picked up by individual organizations for processing at their facilities.
- Organic matters like Yard Waste and Brush are chipped on site for reuse within the City.

2022 Waste Stream Overview



2022 WASTE STREAM DETAILS (TONS, %)

- Solid Waste (MSW)
- Bulky Waste
- Yard Waste (leaves)
- Brush (wood chips)
- Food Waste
- Mixed Recycling
- Metals
- Street Sweepings
- Textiles



Household Hazardous Waste Collection

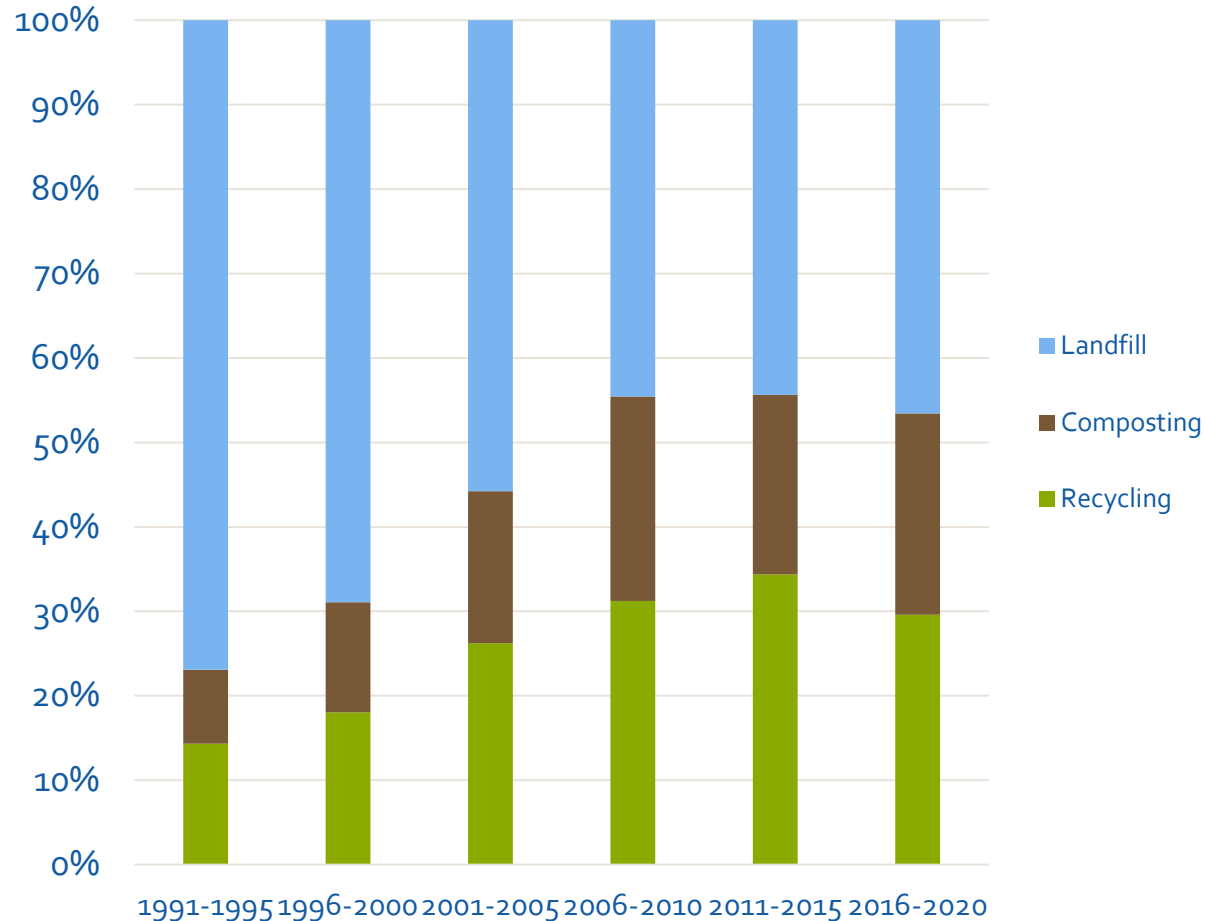
Held Bi-Annually with residents of Portsmouth, Greenland and Newington participating.



FROM THE YARD:	FROM THE GARAGE:	FROM THE HOUSE:	FROM THE WORKBENCH:
Fertilizer	Acids	Bathroom cleaner	Brush cleaner
Pesticides	Car waxes/polish	Disinfectants	Corrosives
Fungicides	Creosote	Furniture polish	Paint (lead and oil-based)
Insect spray	Driveway sealers/tar	Metal polish	Stain/Finish
Lighter fluid	Flea powder	Mothballs	Rust preventative
Pest strips/traps	Gasoline	Oven cleaner	Solvents
Poisons	Radiator flush	Photo chemicals	Thinner/Turpentine
Pool chemicals	Roofing tar	Rug cleaner	Wood preservatives
		Wood strippers	

Historical Waste Overview

Percentage of Waste Stream



The City averages, annually, 10,498 tons of waste per year, of that, 4,743 tons per year is Recycled.

The City is diverting about 43% of waste from the landfill on average.

That equates to 1.19lbs. per resident, per day, diverted from the landfill.

Annually, 8,728 Metric Tons of CO2 Emissions are prevented through the City's recycling efforts.

Based on historical solid waste data 1991-current